

***ESTRATEGIAS STEM DE  
MODELAMIENTO DE LA  
PANDEMIA PARA EDUCACION  
BASICA Y MEDIA***

***ROBERTO ARAYA***

***CIAE - IE UNIVERSIDAD DE CHILE***



**x PENSAMIENTO ALGORTMICO**

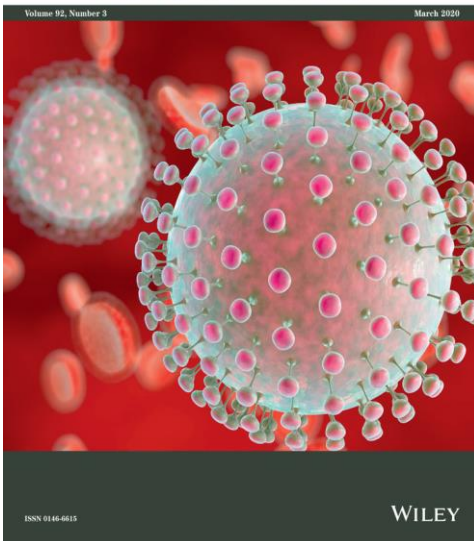
**x MODELAMIENTO**

**x MACHINE LEARNING**

JOURNAL OF  
**MEDICAL  
VIROLOGY**

Volume 92, Number 3

March 2020



ISSN 0146-0615

WILEY

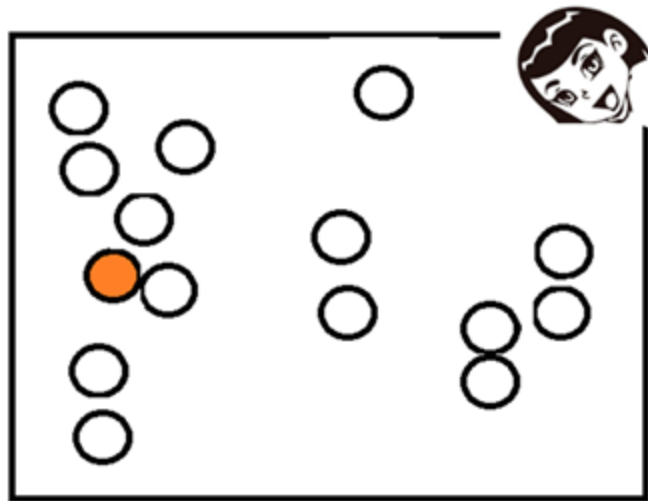


**x PENSAMIENTO ALGORITMICO**

**x MODELAMIENTO**

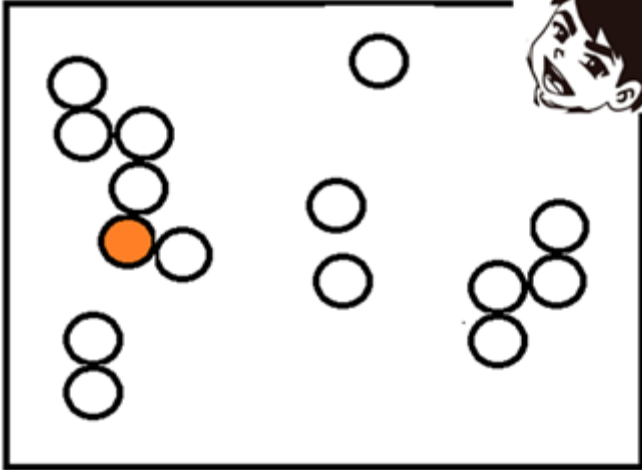
**x MACHINE LEARNING**


***PINTA***





***PINTA***











**x PENSAMIENTO ALGORTMICO**


**x MODELAMIENTO**

**x MACHINE LEARNING**















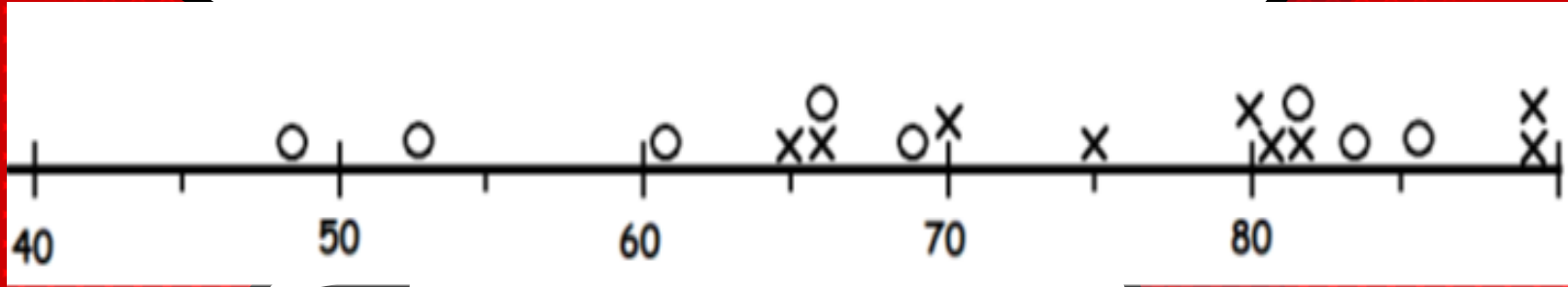
**x PENSAMIENTO ALGORTMICO**

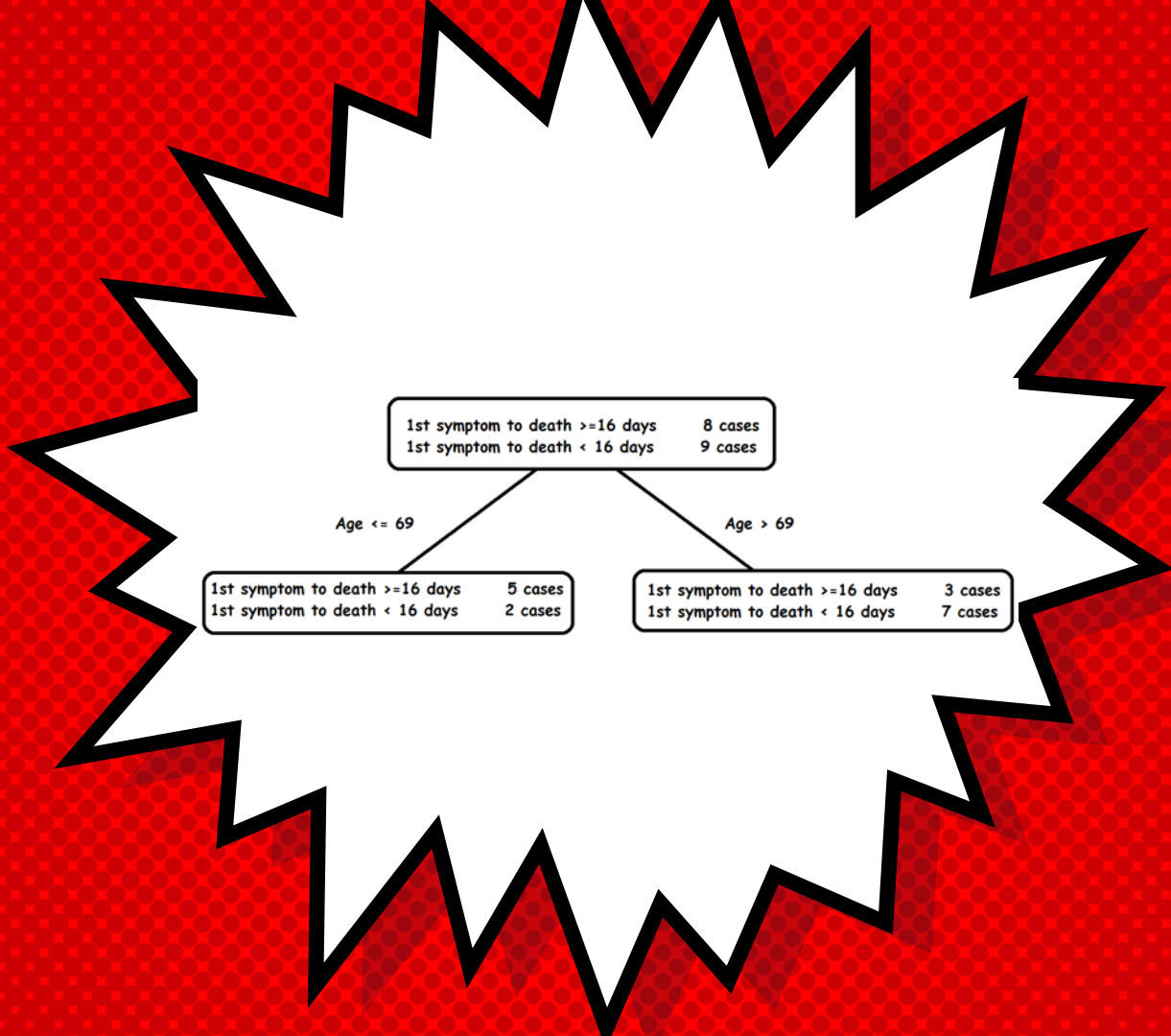
**x MODELAMIENTO**

**x MACHINE LEARNING**



Case	Gen der	Age	1st sympt	Comor bidity	Sur gery	1st sympt to death, days	1st sympt to death, above average?
3	M	89	No Fever	yes	NA	10	0
4	M	89	No Fever	yes	Yes	6	0
6	M	75	Fever	yes	Yes	14	0
8	M	82	No Fever	NA	NA	12	0
10	M	81	Fever	NA	NA	11	0
11	F	82	Fever	yes	NA	19	1
13	F	80	Fever	yes	NA	11	0
15	M	86	No Fever	yes	Yes	19	1
16	F	70	Fever	NA	NA	8	0
17	M	84	Fever	yes	Yes	16	1
1	M	61	Fever	yes	NA	20	1
2	M	69	Fever	yes	NA	16	1
5	M	66	Fever	yes	Yes	10	0
7	F	48	Fever	yes	NA	41	1
9	M	66	No Fever	NA	NA	30	1
12	M	65	No Fever	NA	NA	13	0
14	M	53	Fever	NA	NA	20	1





1st symptom to death  $\geq 16$  days 8 cases  
1st symptom to death  $< 16$  days 9 cases

Age  $\leq 69$

Age  $> 69$

1st symptom to death  $\geq 16$  days 5 cases  
1st symptom to death  $< 16$  days 2 cases

1st symptom to death  $\geq 16$  days 3 cases  
1st symptom to death  $< 16$  days 7 cases



***GRACIAS***

